



COUNTY SERVICE AREA 70

IMPROVEMENT ZONE F

2009 CONSUMER CONFIDENCE REPORT

GENERAL DISTRICT INFORMATION

CSA 70 F routinely monitors for constituents in the District's drinking water according to Federal and State laws. The tables show the results of the District's monitoring for the period of January 1st through December 31st, 2009

Questions about this report or concerning the water system?

Contact Steve Samaras, Operations Manager at:

(760) 955-9885 or
(800) 554-0565

Office Hours:
Monday through
Friday
8:00 am – 5:00 pm
Closed on Holidays

MUY IMPORTANTE !
Este informe contiene información muy importante sobre su agua beber. Tradúzcalo ó hable con alguien que lo entienda bien.

County Service Area 70, Improvement Zone F (CSA 70 F), a water district within the Special Districts Department Water/Sanitation Division (Division), is a Board-governed district providing water services to approximately 290 customers in the Morongo Valley area.

The water system consists of three wells and two active water tanks with a combined capacity of 260,000 gallons. There are 88 metered water connections utilizing the Radio Read system.

For more information visit the District website @
<http://www.specialdistricts.org/2/>

Management and staff of CSA 70F work as a team to ensure that the highest quality water is provided to our customers. A diligent regimen of testing and analysis for bacteriological, chemical, and radiological contaminants, along with physical qualities of the water is conducted throughout the year to ensure the highest water quality.

It is important to keep customers informed about the quality of water delivered over the past year. This year's annual water quality report also known as a Consumer Confidence Report (CCR), contains information about the contaminants detected from 2009. The Division's goal is to provide a safe and dependable supply of drinking water.

The District will continue to work with the County Health Department and the community, to resolve the ongoing water quality problems that relate to uranium and gross alpha. ***The formal notification for uranium advising customers to use bottled water for consumptive purposes remains in effect.***

In order to ensure that tap water is safe to drink, the U.S. Environmental Protection Agency (USEPA) and the California Department of Public Health (Department), prescribe regulations that limit the amount of certain contaminants in water provided by public water systems. Department regulations also establish limits for contaminants in bottled water that must provide the same level of protection for public health.

Drinking water, including bottled water, may reasonably be expected to contain at least small amounts of some contaminants. The presence of contaminants does not necessarily indicate that the water poses a health risk. More information about contaminants and potential health effects can be obtained by calling the USEPA's safe drinking water hotline at (1-800-426-4791) or at their web site: <http://www.epa.gov/safewater/>

The subsequent table provides many terms and abbreviations that customers may not be familiar with. To understand these terms, the district has provided the following definitions:

Non-Detects (ND) - laboratory analysis indicates that the constituent is not present or not tested.

MG – Million gallons

Parts per million (ppm) - one part per million corresponds to one minute in two years or a single penny in \$10,000.

Parts per billion (ppb) - one part per billion corresponds to one minute in 2,000 years.

Parts per trillion (ppt) - one part per trillion corresponds to one minute in 2,000,000 years.

Parts per quadrillion (ppq) - one part per quadrillion corresponds to one minute in 2,000,000,000 years.

Picocuries per liter (pCi/L) - picocuries per liter is a measure of the radioactivity in water.

Millirems per year (mrem/yr) - measure of radiation absorbed by the body.

Million Fibers per Liter (MFL) - million fibers per liter is a measure of the presence of asbestos fibers that are longer than 10 micrometers.

Maximum Residual Disinfectant Level (MRDL) – The level of a disinfectant added for water treatment that may not be exceeded at the customer’s tap.

Maximum Residual Disinfectant Level Goal (MRDLG) – The level of a disinfectant added for water treatment below which there is no known or expected health risk. MRDLGs are set by the U.S. Environmental Protection Agency.

Maximum Contaminant Level (MCL) - The highest level of a contaminant that is allowed in drinking water. Primary MCLs are set as close to the PHGs (or MCLGs) as is economically and technologically feasible. Secondary MCLs are set to protect the odor, taste, and appearance of drinking water.

Maximum Contaminant Level Goal (MCLG) - The level of a contaminant in drinking water below which there is no known or expected risk to health. MCLGs are set by the U. S. Environmental Protection Agency.

Nephelometric Turbidity Unit (NTU) - nephelometric turbidity unit is a measure of the clarity of water. Turbidity in excess of 5 NTU is just noticeable to the average person.

Public Health Goal (PHG) The level of a contaminant in drinking water below which there is no known or expected risk to health. PHGs are set by the California Environmental Protection Agency.

Primary Drinking Water Standard (PDWS) – MCLs for contaminants that affect health along with their monitoring and reporting requirements, and water treatment requirements.

Regulatory Action Level (AL) – The concentrations of a contaminant which, if exceeded, triggers treatment or other requirements that a water system must follow.

Sources of drinking water (both tap water and bottled water) include rivers, lakes, streams, ponds, reservoirs, springs and wells. As water travels over the surface of the land or through the ground, it dissolves naturally-occurring minerals and in some cases, radioactive material, and can pick up substances resulting from the presence of animals or from human activity. Contaminants that may be present in source water include:

- ❑ Microbial contaminants, such as viruses and bacteria, that may come from sewage treatment plants, septic systems, agricultural livestock operations, and wildlife.
- ❑ Inorganic contaminants, such as salts and metals, that can be naturally-occurring or result from urban stormwater runoff, industrial or domestic wastewater discharges, oil and gas production, mining or farming.
- ❑ Pesticides and herbicides, that may come from a variety of sources such as agriculture, urban stormwater runoff, and residential uses.
- ❑ Organic chemical contaminants, including synthetic and volatile organic chemicals, that are byproducts of industrial processes and petroleum production, and can also come from gas stations, urban stormwater runoff, agricultural application, and septic systems.
- ❑ Radioactive contaminants, that can be naturally-occurring or be the result of oil and gas production and mining activities.

CSA 70 F – PRIMARY STANDARDS

TEST RESULTS									
Data is obtained from the most recent sampling and may be from previous years.									
Contaminant	Violation Y/N	Average Level Detected	Range of Detection	Unit Measurement	MCL	PHG	MCLG	Likely Source of Contamination	
Radioactive Contaminants									
Uranium***	⇒	Y	32.44	1.3-46	pCi/L	20	.5	0	Erosion of natural deposits
Gross Alpha**	⇒	N	35	28-46	pCi/L	15	1	0	Erosion of natural deposits
Total coliform bacteria	N	(0)			(0)				Naturally present in the environment
<p>Lead and Copper Testing 2009 Action levels for: Lead = .015 ppm Copper = 1.3 ppm 90th percentile (6 samples) Lead = .005 ppm Copper = .33 ppm No violations of the action levels for Lead and Copper</p>									
Inorganic Contaminants									
Fluoride	N	.57*		ppm	2	1	N/A	Erosion of natural deposits; water additive which promotes strong teeth; discharge from fertilizer and aluminum factories	
Nitrate	N	2.48	2.4-2.6	ppm	45	45	N/A	Runoff and leaching from fertilizer use; leaching from septic tanks. Sewage; erosion of natural deposits	

***The Uranium MCL is exceeded only if the level remains above 20 pCi/l after four quarters of sampling. Some people who drink water containing uranium in excess of the MCL over many years may have an increased risk of getting cancer and kidney problems.

** The Gross Alpha MCL is exceeded only if the level remains above 15 pCi/l after subtracting Uranium and Radon.

Secondary Standards - CSA 70 F SYSTEM

TEST RESULTS

Data is obtained from the most recent sampling and may be from previous years.

Contaminant	Violation Y/N	Average Level Detected	Range of Detection	Unit Measurement	MCL	Likely Source of Contamination
Sulfate	N	65*		ppm	500	Runoff/leaching from natural deposits; industrial wastes
Corrosivity (Aggressive index)	N	12.61*		Units	Non-Corrosive	Natural or industrially influenced balance of hydrogen, carbon and oxygen in the water; affected by temperature and other factors.
Odor—Threshold	N	1	1-1	TON	3	Naturally-occurring organic materials
Turbidity	N	1.6*		NTUs	5	Soil runoff
Total dissolved solids	N	410*		ppm	1,000	Runoff/leaching from natural deposits
Specific conductance	N	350	20-680	umhos	NA	Substances that form ions when in water; seawater influence
Chloride	N	15*		ppm	500	Runoff/leaching from natural deposits; seawater influence
Color	N	3*		Units	15	Naturally-occurring organic materials

ADDITIONAL CONSTITUENTS FOUND CSA 70F

CONSTITUENT	AVERAGE	CONSTITUENT	AVERAGE	CONSTITUENT	AVERAGE
Hardness	270*	Alkalinity	290*	Potassium	7.4*
Magnesium	25	PH	7.9*	Bicarbonate	350*
Calcium	72	Sodium	55*	Zinc	440*
Iron	230*				

CSA 70 F Disinfectant Byproducts Monitoring

Contaminant	Violation Y/N	Average Level Detected	Range of Detection	Unit Measurement	MCL	PHG	MCLG	Likely Source of Contamination
Total Trihalomethanes (THM/THM)	N	3.1*		ppb	80	NA	N/A	Byproduct of drinking water chlorination

Some people who drink water containing Trihalomethanes in excess of the MCL over many years may experience liver, kidney, or central nervous system problems, and may have an increased risk of getting cancer.

* Denotes only a single sample from the testing period

SHOULD CUSTOMERS BE CONCERNED?

MCL's are set at very stringent levels. To understand the risk of possible health effects described for regulated contaminants, customers should know that a person would have to drink 2 liters of water every day at the MCL level for a lifetime to have a one-in-a-million chance of having the described health effect.

Some people may be more vulnerable to contaminants in drinking water than the general population. Immuno-compromised persons such as persons with cancer undergoing chemotherapy, persons who have undergone organ transplants, people with HIV/AIDS or other immune system disorders, some elderly, and infants can be particularly at risk from infections. These people should seek advice about drinking water from their health care providers. USEPA/Centers for Disease Control (CDC) guidelines on appropriate means to lessen the risk of infection by Cryptosporidium and other microbiological contaminants are available from the Safe Drinking Water hotline (1-800-426-4791).

If present, elevated levels of lead can cause serious health problems, especially for pregnant women and young children. Lead in drinking water is primarily from materials and components associated with service lines and home plumbing. Special Districts Department, Water and Sanitation Division is responsible for providing high quality drinking water, but cannot control the variety of materials used in plumbing components. When your water has been sitting for several hours, you can minimize the potential for lead exposure by flushing your tap for 30 seconds to 2 minutes before using water for drinking or cooking. If you are concerned about lead in your water, you may wish to have your water tested. Information on lead in drinking water, testing methods, and steps you can take to minimize exposure is available from the Safe Water Hotline or at <http://www.epa.gov/safewater/lead>


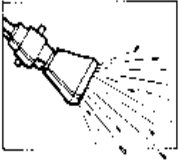
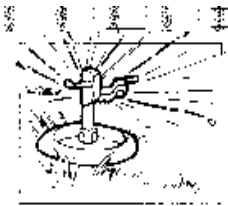
PROPOSED IMPROVEMENTS AND PROJECTS FOR 2010

- Site security upgrades using CDBG grant funds
- District is currently conducting a pilot study for the removal of Uranium

The Water/Sanitation Division of the Special Districts Department would like to remind customers to conserve water during Southern California Edison (SCE) rolling blackouts, and any other power outages in your area, as most production and transmission facilities may not have power for water production and delivery.

SCE emergency contact number: call 1-800-611-1911.

Water Saving Hints

	<p>Have your toilet tanks checked for leaks.</p>	<p>Place a few drops of blue food coloring in the toilet tank. If coloring is seen in the toilet bowl without flushing, a wasteful leak needs to be repaired. A leaking toilet can waste up to 21,000 gallons of water per year.</p>
	<p>Install low-flow shower heads.</p>	<p>Low-flow shower heads can help you save up to 8 gallons of water for each minute of shower time. Also, you will use less hot water which saves energy.</p>
	<p>Lawns and shrubs should be watered only when they really need it.</p> <p>Water at the right time of day.</p>	<p>Check lawns and shrubs to see if they need water. A lawn that springs back after being stepped on doesn't need water. Watering may not be necessary in the winter.</p> <p>In summer water only during the cooler parts of the day. The sun can cause most of the water to evaporate before it is absorbed into the soil.</p>

BULK RATE

County Service Area 70 F
12402 Industrial Blvd.
Bldg. D, Suite 6
Victorville, CA 92392
(760) 955-9885
(800) 554-0565