



# COUNTY SERVICE AREA 64

## 2009 CONSUMER CONFIDENCE REPORT

### GENERAL DISTRICT INFORMATION

**CSA 64** routinely monitors for constituents in the District's drinking water according to Federal and State laws. The tables show the results of the District's monitoring for the period of January 1<sup>st</sup> through December 31<sup>st</sup>, 2009

Questions about this report or concerning the water system?

Contact Steve Samaras, Operations Manager at:

(760) 955-9885 or  
(800) 554-0565

**Office Hours:**  
Monday through  
Friday  
8:00 am – 5:00 pm  
Closed on Holidays

**MUY  
IMPORTANTE !**  
Este informe  
contiene información  
muy importante  
sobre su agua  
beber. Tradúzcalo ó  
hable con alguien  
que lo entienda bien.

County Service Area 64 (CSA 64), a water district within the Special Districts Department, Water/Sanitation Division (Division), is a Board-governed district providing water service to the Spring Valley Lake community of approximately 12,540.

The water system consists of five wells, three reservoirs with a combined capacity of 2,700,000 gallons of water and approximately 36 miles of water line. There are 3,800 metered water connections utilizing the Radio Read system.

**Visit our website for additional information and meeting schedules at <http://www.specialdistricts.org/2/>**

Management and staff of CSA 64 work as a team to ensure that the highest quality water is provided to our customers. A diligent regimen of testing and analysis for bacteriological, chemical, and radiological contaminants, along with physical qualities of the water is conducted throughout the year to ensure the highest water quality.

It is important to keep customers informed about the quality of water delivered over the past year. This year's annual water quality report, also known as a Consumer Confidence Report (CCR), contains information about the contaminants detected in 2009. The Division's goal is to provide a safe and dependable supply of drinking water.

In order to ensure that tap water is safe to drink, the U.S. Environmental Protection Agency (USEPA) and the California Department of Public Health Services (Department), prescribe regulations that limit the amount of certain contaminants in water provided by public water systems. Department regulations also establish limits for contaminants in bottled water that must provide the same level of protection for public health.

Drinking water, including bottled water, may reasonably be expected to contain at least small amounts of some contaminants. The presence of contaminants does not necessarily indicate that the water poses a health risk. More information about contaminants and potential health effects can be obtained by calling the USEPA's safe drinking water hotline at (1-800-426-4791) or at their web site: <http://www.usepa.gov/safewater/>

The subsequent tables provide many terms and abbreviations that customers may not be familiar with. To understand these terms, the district has provided the following definitions:

*Non-Detects (ND)* - laboratory analysis indicates that the constituent is not present or not tested.

*MG* - Million gallons

*Parts per million (ppm)* - one part per million corresponds to one minute in two years or a single penny in \$10,000.

*Parts per billion (ppb)* - one part per billion corresponds to one minute in 2,000 years.

*Parts per trillion (ppt)* - one part per trillion corresponds to one minute in 2,000,000 years.

*Parts per quadrillion (ppq)* - one part per quadrillion corresponds to one minute in 2,000,000,000 years.

*Picocuries per liter (pCi/L)* - picocuries per liter is a measure of the radioactivity in water.

*Millirems per year (mrem/yr)* - measure of radiation absorbed by the body.

*Million Fibers per Liter (MFL)* - million fibers per liter is a measure of the presence of asbestos fibers that are longer than 10 micrometers.

*Maximum Residual Disinfectant Level (MRDL)* - The level of a disinfectant added for water treatment that may not be exceeded at the customer's tap.

*Maximum Residual Disinfectant Level Goal (MRDLG)* - The level of a disinfectant added for water treatment below which there is no known or expected health risk. MRDLGs are set by the U.S. Environmental Protection Agency.

*Maximum Contaminant Level (MCL)* - The highest level of a contaminant that is allowed in drinking water. Primary MCLs are set as close to the PHGs (or MCLGs) as is economically and technologically feasible. Secondary MCLs are set to protect the odor, taste, and appearance of drinking water.

*Maximum Contaminant Level Goal (MCLG)* - The level of a contaminant in drinking water below which there is no known or expected risk to health. MCLGs are set by the U. S. Environmental Protection Agency.

*Nephelometric Turbidity Unit (NTU)* - nephelometric turbidity unit is a measure of the clarity of water. Turbidity in excess of 5 NTU is just noticeable to the average person.

*Public Health Goal (PHG)* The level of a contaminant in drinking water below which there is no known or expected risk to health. PHGs are set by the California Environmental Protection Agency.

*Primary Drinking Water Standard (PDWS)* - MCLs for contaminants that affect health along with their monitoring and reporting requirements, and water treatment requirements.

*Regulatory Action Level (AL)* - The concentrations of a contaminant which, if exceeded, triggers treatment or other requirements that a water system must follow.

---

Sources of drinking water (both tap water and bottled water) include rivers, lakes, streams, ponds, reservoirs, springs and wells. As water travels over the surface of the land or through the ground, it dissolves naturally-occurring minerals and in some cases, radioactive material, and can pick up substances resulting from the presence of animals or from human activity. Contaminants that may be present in source water include:

- ❑ Microbial contaminants, such as viruses and bacteria, that may come from sewage treatment plants, septic systems, agricultural livestock operations, and wildlife.
- ❑ Inorganic contaminants, such as salts and metals, that can be naturally-occurring or result from urban storm water runoff, industrial or domestic wastewater discharges, oil and gas production, mining or farming.
- ❑ Pesticides and herbicides, that may come from a variety of sources such as agriculture, urban storm water runoff, and residential uses.
- ❑ Organic chemical contaminants, including synthetic and volatile organic chemicals, that are byproducts of industrial processes and petroleum production, and can also come from gas stations, urban storm water runoff, agricultural application, and septic systems.
- ❑ Radioactive contaminants, that can be naturally-occurring or be the result of oil and gas production and mining activities.

## CSA 64 – Primary Standards

### TEST RESULTS

Data is obtained from the most recent sampling and may be from previous years.

Contaminant	Violation Y/N	Average Level Detected	Range of Detection	Unit Measurement	MCL	PHG	MCLG	Likely Source of Contamination
<b>Microbial Contaminants</b>								
Total Coliform Bacteria	N	(0)	(0)					Naturally present in the environment
<b>Inorganic Contaminants</b>								
Nitrate	N	5.53	3.6-8.6	ppm	45	45	45	Runoff and leaching from fertilizer use; leaching from septic tanks. Sewage; erosion of natural deposits

## CSA 64 – Disinfectant Byproducts Monitoring

Contaminant	Violation Y/N	Average Level Detected	Range	Unit Measurement	MCL	PHG	MCLG	Likely Source of Contamination
Total Trihalomethanes (THM/TTHM)	N	N/D		ppb	80	NA	N/A	Byproduct of drinking water chlorination
Haloacetic Acids (HAA5)	N	N/D		ppb	60	NA	NA	Byproduct of drinking water chlorination

## CSA 64 – Lead and Copper Tests

**Lead and Copper TEST RESULTS 2009**  
**Action levels for: Lead = .015 ppm Copper = 1.3 ppm**  
 90th percentile (22 samples) Lead = ND Copper = .130 ppm  
 No violations of the action levels for Lead and Copper

### SECONDARY STANDARDS

**Data is obtained from the most recent sampling and may be from previous years.**

Contaminant	Violation Y/N	Average Level Detected	Range of Detection	Unit Measurement	MCL	Likely Source of Contamination
Corrosivity (Aggressive index)	N	11	11-11	units	Non-Corrosive	Natural or industrially influenced balance of hydrogen, carbon and oxygen in the water; affected by temperature and other factors.
Color	N	5	5-5	Units	15	Naturally-occurring organic materials.
Odor—Threshold	N	1	1-1	TON	3	Naturally-occurring organic materials.

### ADDITIONAL CONSITUENTS FOUND – CSA 64 SYSTEM

CONSTITUENT	AVERAGE	RANGE	CONSTITUENT	AVERAGE	RANGE	CONSTITUENT	AVERAGE	RANGE
Calcium	39*							

\* Denotes only a single sample from the testing period

## SHOULD CUSTOMERS BE CONCERNED?

---

MCL's are set at very stringent levels. To understand the risk of possible health effects described for regulated contaminants, customers should know that a person would have to drink 2 liters of water every day at the MCL level for a lifetime to have a one-in-a-million chance of having the described health effect.

Some people may be more vulnerable to contaminants in drinking water than the general population. Immuno-compromised persons such as persons with cancer undergoing chemotherapy, persons who have undergone organ transplants, people with HIV/AIDS or other immune system disorders, some elderly, and infants can be particularly at risk from infections. These people should seek advice about drinking water from their health care providers. USEPA/Centers for Disease Control (CDC) guidelines on appropriate means to lessen the risk of infection by *Cryptosporidium* and other microbiological contaminants are available from the Safe drinking water hotline (1-800-426-4791).

While your drinking water meets the Federal and State standard for arsenic, it does contain low levels of arsenic. The standard balances the current understanding of arsenic's possible health effects against the cost of removing arsenic from drinking water. The California Department of Public Health continues to research the health effects of low levels of arsenic, which is a mineral known to cause cancer in humans at high concentrations and is linked to other health effects such as skin damage and circulatory problems.

Source water assessments were conducted for the sources of the CSA 64 water system in December 2002. A copy of the complete assessment may be viewed at the Division's office or at the California Department of Public Health San Bernardino District Office, 464 West 4<sup>th</sup> Street, Suite 437, San Bernardino, CA 92401. You may request a summary of the assessment by contacting the California Department of Public Health District Engineer at (909) 383-4328.

If present, elevated levels of lead can cause serious health problems, especially for pregnant women and young children. Lead in drinking water is primarily from materials and components associated with service lines and home plumbing. Special Districts Department, Water and Sanitation Division is responsible for providing high quality drinking water, but cannot control the variety of materials used in plumbing components. When your water has been sitting for several hours, you can minimize the potential for lead exposure by flushing your tap for 30 seconds to 2 minutes before using water for drinking or cooking. If you are concerned about lead in your water, you may wish to have your water tested. Information on lead in drinking water, testing methods, and steps you can take to minimize exposure is available from the Safe Water Hotline or at <http://www.epa.gov/safewater/lead>

### **Projects completed in 2009**


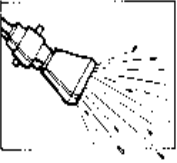

***Completed the replacement of approximately 55% of the water service lines in the District.***

### **Projects planned in 2010**

***Complete the water service line replacement.***

The Water/Sanitation Division of the Special Districts Department would like to remind customers to conserve water during Southern California Edison (SCE) rolling blackouts, and any other power outages in your area, as most production and transmission facilities may not have power for water production and delivery. SCE emergency contact number: call 1-800-611-1911

# Water Saving Hints

	<p><b>Have your toilet tanks checked for leaks.</b></p>	<p>Place a few drops of blue food coloring in the toilet tank. If coloring is seen in the toilet bowl without flushing, a wasteful leak needs to be repaired. A leaking toilet can waste up to 21,000 gallons of water per year.</p>
	<p><b>Install low-flow shower heads.</b></p>	<p>Low-flow shower heads can help you save up to 8 gallons of water for each minute of shower time. Also, you will use less hot water which saves energy.</p>
	<p><b>Lawns and shrubs should be watered only when they really need it.</b></p> <p><b>Water at the right time of day.</b></p>	<p>Check lawns and shrubs to see if they need water. A lawn that springs back after being stepped on doesn't need water. Watering may not be necessary in the winter.</p> <p>In summer water only during the cooler parts of the day. The sun can cause most of the water to evaporate before it is absorbed into the soil.</p>

**BULK  
RATE**

**County Service Area 64**  
**12402 Industrial Blvd.**  
**Bldg. D, Suite 6**  
**Victorville, CA 92392**  
**(760) 955-9885**  
**(800) 554-0565**