

COUNTY SERVICE AREA 70

IMPROVEMENT ZONE W-1

2007 CONSUMER CONFIDENCE REPORT

GENERAL DISTRICT INFORMATION

CSA 70 W-1

routinely monitors for constituents in the District's drinking water according to Federal and State laws. The tables show the results of the District's monitoring for the period of January 1st through December 31st, 2007

Questions about this report or concerning the water system?

Contact Bill Stone,
Water Operations
Manager at:

(760) 955-9885 or
(800) 554-0565

Office Hours:

Monday through
Friday
8:00 am – 5:00 pm
Closed on Holidays

MUY IMPORTANTE !

Este informe
contiene información
muy importante
sobre su agua
beber. Tradúzcalo ó
hable con alguien
que lo entienda bien.

County Service Area 70, Improvement Zone W-1 (CSA 70 W-1), a water district within the Special Districts Department Water/Sanitation Division (Division), is a Board-governed district providing water services to a community of approximately 2,122 customers.

The water system consists of three wells and three water tanks with a combined capacity of 620,000 gallons. There are 643 metered water connections utilizing the Radio Read system.

Visit our website for additional information and meeting schedules at <http://www.specialdistricts.org/2/>

Management and staff of CSA 70 W-1 work as a team to ensure that the highest quality water is provided to our customers. A diligent regimen of testing and analysis for bacteriological, chemical, and radiological contaminants, along with physical qualities of the water is conducted throughout the year to ensure the highest water quality.

It is important to keep customers informed about the quality of water delivered over the past year. This year's annual water quality report, also known as a Consumer Confidence Report (CCR), contains information about the contaminants detected from testing in 2007. The Division's goal is to provide a safe and dependable supply of drinking water.

In order to ensure that tap water is safe to drink, the U.S. Environmental Protection Agency (USEPA) and the State Department of Health Services (Department), prescribe regulations that limit the amount of certain contaminants in water provided by public water systems. Department regulations also establish limits for contaminants in bottled water that must provide the same protection for public health.

Drinking water, including bottled water, may reasonably be expected to contain at least small amounts of some contaminants. The presence of contaminants does not necessarily indicate that the water poses a health risk. More information about contaminants and potential health effects can be obtained by calling the USEPA's safe drinking water hotline at (1-800-426-4791) or at their web site: <http://www.usepa.gov/safewater/>

The subsequent tables provide many terms and abbreviations customers may not be familiar with. To understand these terms, the district has provided the following definitions:

Non-Detects (ND) - laboratory analysis indicates that the constituent is not present or not tested.

MG – Million gallons

Parts per million (ppm) - one part per million corresponds to one minute in two years or a single penny in \$10,000.

Parts per billion (ppb) - one part per billion corresponds to one minute in 2,000 years.

Parts per trillion (ppt) - one part per trillion corresponds to one minute in 2,000,000 years.

Parts per quadrillion (ppq) - one part per quadrillion corresponds to one minute in 2,000,000,000 years.

Picocuries per liter (pCi/L) - picocuries per liter is a measure of the radioactivity in water.

Millirems per year (mrem/yr) - measure of radiation absorbed by the body.

Million Fibers per Liter (MFL) - million fibers per liter is a measure of the presence of asbestos fibers that are longer than 10 micrometers.

Maximum Residual Disinfectant Level (MRDL) – The level of a disinfectant added for water treatment that may not be exceeded at the customer’s tap.

Maximum Residual Disinfectant Level Goal (MRDLG) – The level of a disinfectant added for water treatment below which there is no known or expected health risk. MRDLGs are set by the U.S. Environmental Protection Agency.

Maximum Contaminant Level (MCL) - The highest level of a contaminant that is allowed in drinking water. Primary MCLs are set as close to the PHGs (or MCLGs) as is economically and technologically feasible. Secondary MCLs are set to protect the odor, taste, and appearance of drinking water.

Maximum Contaminant Level Goal (MCLG) - The level of a contaminant in drinking water below which there is no known or expected risk to health. MCLGs are set by the U. S. Environmental Protection Agency.

Nephelometric Turbidity Unit (NTU) - nephelometric turbidity unit is a measure of the clarity of water. Turbidity in excess of 5 NTU is just noticeable to the average person.

Public Health Goal (PHG) The level of a contaminant in drinking water below which there is no known or expected risk to health. PHGs are set by the California Environmental Protection Agency.

Primary Drinking Water Standard (PDWS) – MCLs for contaminants that affect health along with their monitoring and reporting requirements, and water treatment requirements.

Regulatory Action Level (AL) – The concentrations of a contaminant which, if exceeded, triggers treatment or other requirements that a water system must follow.

Sources of drinking water (both tap water and bottled water) include rivers, lakes, streams, ponds, reservoirs, springs and wells. As water travels over the surface of the land or through the ground, it dissolves naturally-occurring minerals and in some cases, radioactive material, and can pick up substances resulting from the presence of animals or from human activity. Contaminants that may be present in source water include:

- ❑ Microbial contaminants, such as viruses and bacteria, that may come from sewage treatment plants, septic systems, agricultural livestock operations, and wildlife.
- ❑ Inorganic contaminants, such as salts and metals, that can be naturally-occurring or result from urban stormwater runoff, industrial or domestic wastewater discharges, oil and gas production, mining or farming.
- ❑ Pesticides and herbicides, that may come from a variety of sources such as agriculture, urban stormwater runoff, and residential uses.
- ❑ Organic chemical contaminants, including synthetic and volatile organic chemicals, that are byproducts of industrial processes and petroleum production, and can also come from gas stations, urban stormwater runoff, agricultural application, and septic systems.
- ❑ Radioactive contaminants, that can be naturally-occurring or be the result of oil and gas production and mining activities.

CSA 70 W-1 – PRIMARY STANDARDS
Mandatory Health Related Standards Established by the
State of California, Department of Health Services or USEPA

TEST RESULTS –

Data is obtained from the most recent sampling and may be from previous years.

Contaminant	Violation Y/N	Average Level Detected	Range of Detection	Unit Measurement	MCL	PHG	MCLG	Likely Source of Contamination
-------------	---------------	------------------------	--------------------	------------------	-----	-----	------	--------------------------------

Microbial Contaminants

Total Coliform Bacteria	N	(0)	System collects <40 samples per month	Naturally present in the environment.
-------------------------	---	-----	---------------------------------------	---------------------------------------

CSA 70 W-1 – Disinfectant Byproducts Monitoring

Contaminant	Violation Y/N	Average Level Detected	Range of Detection	Unit Measurement	MCL	PHG	MCLG	Likely Source of Contamination
Total Trihalomethanes (THM/TTHM)	N	.4	0-1.2	ppb	80	100	N/A	Byproduct of drinking water chlorination
Haloacetic Acids (HAA5)	N	0	0-0	ppb	80	100	N/A	Byproduct of drinking water chlorination

CSA 70 W-1 – General Physical Qualities
Established by the State of California, Department of Health Services

TEST RESULTS –

Contaminant	Violation Y/N	Average Level Detected	Range of Detection	Unit Measurement	MCL	Likely Source of Contamination
Color	N	0	0-0	ppm	500	Runoff/leaching from natural deposits; industrial wastes
Odor—Threshold	N	1	1-1	TON	3	Naturally-occurring organic materials
Turbidity	N	.2	.1-.3	NTU	5	Soil runoff
Total dissolved solids	N	.1	.1-.1	ppm	1,000	Runoff/leaching from natural deposits

SHOULD CUSTOMERS BE CONCERNED?

MCL's are set at very stringent levels. To understand the risk of possible health effects described for regulated contaminants, customers should know that a person would have to drink 2 liters of water every day at the MCL level for a lifetime to have a one-in-a-million chance of having the described health effect.

Some people may be more vulnerable to contaminants in drinking water than the general population. Immuno-compromised persons such as persons with cancer undergoing chemotherapy, persons who have undergone organ transplants, people with HIV/AIDS or other immune system disorders, some elderly, and infants can be particularly at risk from infections. These people should seek advice about drinking water from their health care providers. USEPA/Centers for Disease Control (CDC) guidelines on appropriate means to lessen the risk of infection by *Cryptosporidium* and other microbiological contaminants are available from the Safe drinking water hotline (1-800-426-4791).

The Water/Sanitation Division of the Special Districts Department would like to remind customers to conserve water during Southern California Edison (SCE) rolling blackouts, and any other power outages in your area, as most production and transmission facilities may not have power for water production and delivery.

SCE emergency contact number: call 1-800-611-1911.


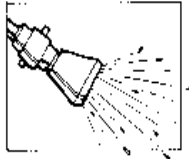
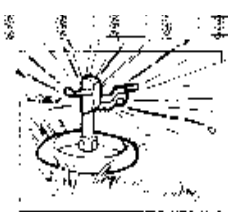
NEW ARSENIC RULE

In January 2006, the USEPA set a new MCL of 10 ppb for Arsenic. The California Department of Health Services has the authority to revise the MCL for Arsenic at or below the USEPA's new level for Arsenic of 10 ppb. To date, California Department of Health Services has not set a limit for Arsenic and is working under the USEPA MCL of 10 ppb.

While your drinking water meets the current standard for arsenic, it does contain low levels of arsenic. The standard balances the current understanding of arsenic's possible health effects against the cost of removing arsenic from drinking water. The California Department of Health Services continues to research the health effects of low levels of arsenic, which is a mineral known to cause cancer in humans at high concentrations and is linked to other health effects such as skin damage and circulatory problems.

Source water assessments were conducted for the CSA 70 W-1 water system in December 2002. A copy of the complete assessment may be viewed at the County of San Bernardino Special District Department, Water/Sanitation Division's office or at the DHS San Bernardino District Office, 464 West 4th Street, Suite 437, San Bernardino, CA 92401. You may request a summary of the assessment by contacting the DHS District Engineer at (909) 383-4328.

Water Saving Hints

	<p>Have your toilet tanks checked for leaks.</p>	<p>Place a few drops of blue food coloring in the toilet tank. If coloring is seen in the toilet bowl without flushing, a wasteful leak needs to be repaired. A leaking toilet can waste up to 21,000 gallons of water per year.</p>
	<p>Install low-flow shower heads.</p>	<p>Low-flow shower heads can help you save up to 8 gallons of water for each minute of shower time. Also, you will use less hot water which saves energy.</p>
	<p>Lawns and shrubs should be watered only when they really need it.</p> <p>Water at the right time of day.</p>	<p>Check lawns and shrubs to see if they need water. A lawn that springs back after being stepped on doesn't need water. Watering may not be necessary in the winter.</p> <p>In summer water only during the cooler parts of the day. The sun can cause most of the water to evaporate before it is absorbed into the soil.</p>

**BULK
RATE**

County Service Area 70 W-1
12402 Industrial Blvd.
Bldg. D, Suite 6
Victorville, CA 92392
(760) 955-9885
(800) 554-0565